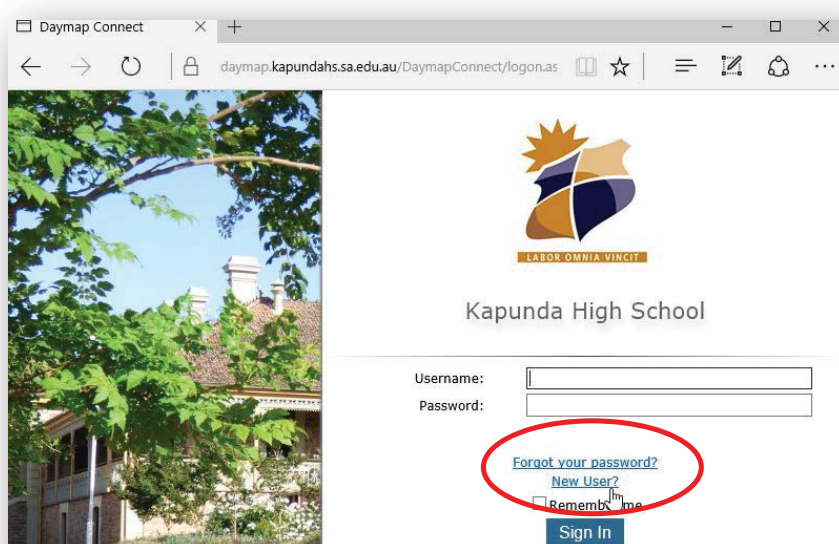


ACCESSING THE DAYMAP PARENT PORTAL

Follow the link from the Kapunda High School Website or browse to:

daymap.kapundahs.sa.edu.au/daymapconnect

To register click "New User?"



Daymap Connect

daymap.kapundahs.sa.edu.au/DaymapConnect/login.as

Kapunda High School

Username:

Password:

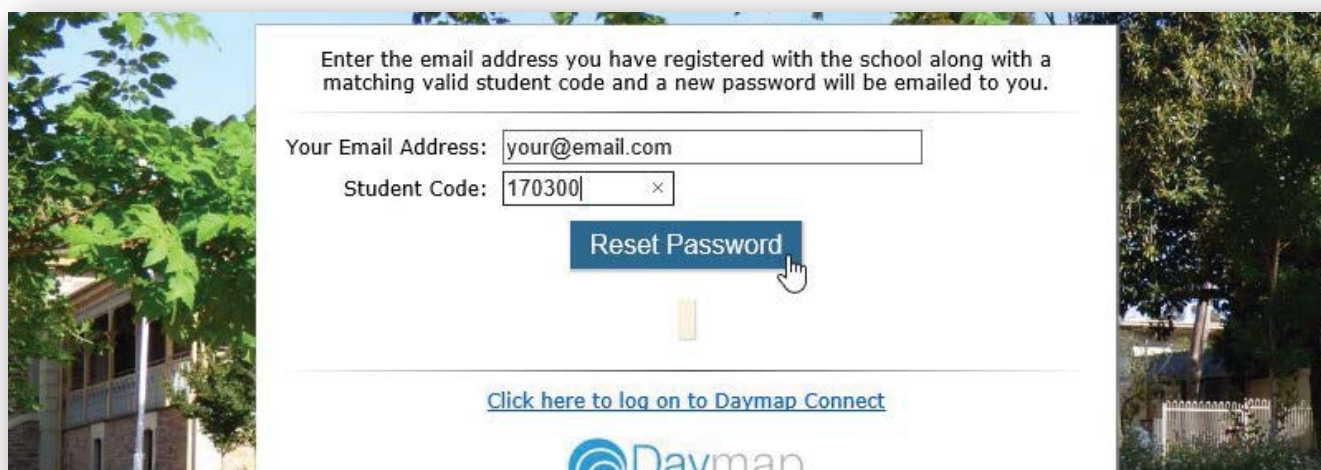
[Forgot your password?](#)

[New User?](#)

☐ Remember me

Sign In

Enter the email address that you have registered with the school* (usually on the student enrolment form or contact info each year), and enter your child's School Student ID number. Then click "Reset Password". If you are unsure of the email address you have registered you will need to contact the school.



Enter the email address you have registered with the school along with a matching valid student code and a new password will be emailed to you.

Your Email Address:

Student Code:

Reset Password

[Click here to log on to Daymap Connect](#)

Daymap

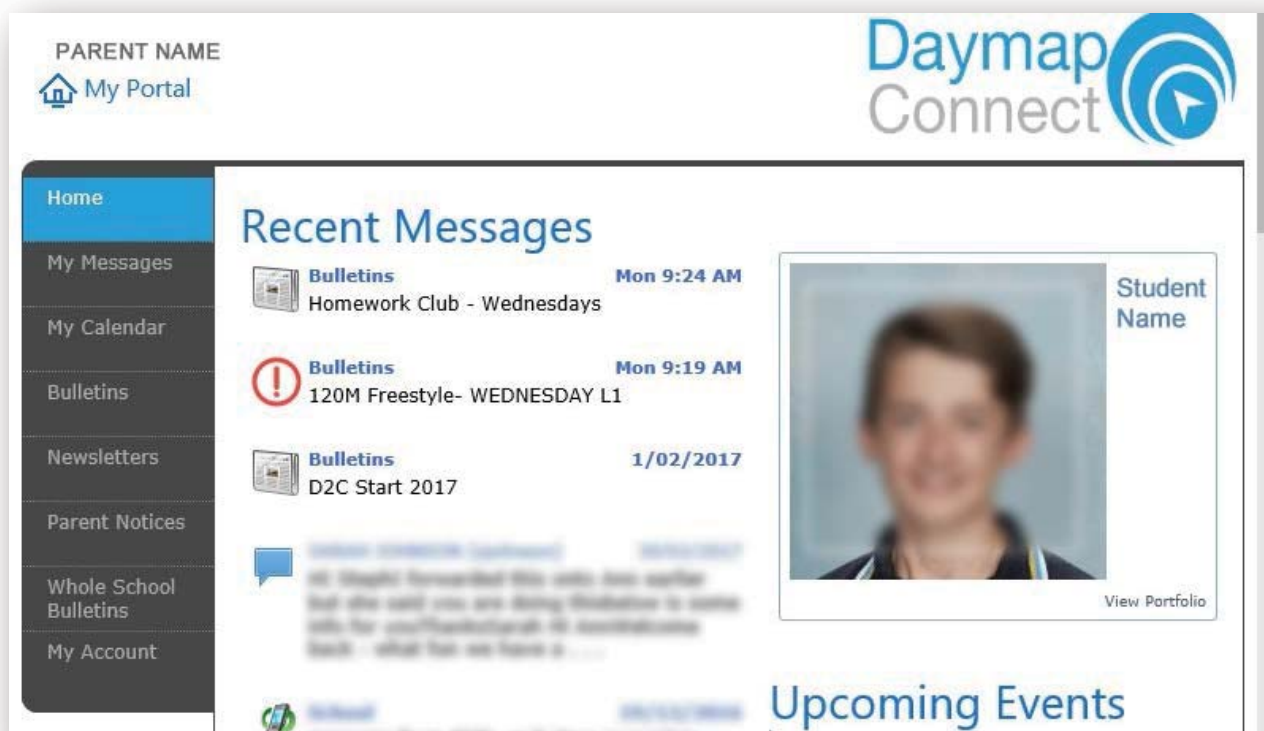
(If more than one account is needed per family a second address can be registered with the school.)

*Please allow 24 hours for new or updated addresses to be imported. Addresses already in the system will allow for immediate access.

Following a successful registration, you will receive your login details via email.

If you receive an error, please contact dl.0779.ictadmin@schools.sa.edu.au with the details.

Once logged in, click your Childs account on the right to see their Timetable, Attendance & Results.



Use the “**Home**” Tab to view a feed of recent information

Use the “**This Week**” Tab to see current attendance information

Use the “**Reports**” Tab to download a copy of End of Term Student Reports

Use the “**My Account**” Tab to check your contact details and change your DayMap portal password.

The **My Messages** Tab allows you to send and receive messages from the school.

*As this site is hosted within the school. It may be unavailable during blackouts, other power interruptions or Telstra network outages. For any problems relating to the DayMap Parent Portal please email dl.0779.ictadmin@schools.sa.edu.au

DayMap App



A Daymap App is now available for the iPhone, iPad and Android operating systems, providing native access to the School data via Daymap.

Download the app from the google play store or itunes app store

Settings required for the Daymap app

Select “Parent Account”

Enter the connection address exactly as below

<https://daymap.kapundahs.sa.edu.au/daymapconnect>

Enter your username: ABCD## (6 characters with 4 letters and 2 numbers)

Enter your Daymap Connect Password.

For more information on any other school related ICT services, please visit...

<http://kapundahs.sa.edu.au/ict>

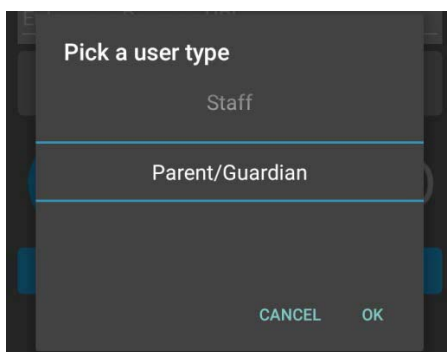
INSTALLING THE DAYMAP CONNECT APP FOR ANDROID AND iOS

(You must be registered with the Daymap Connect Parent Portal to be able to use the app)

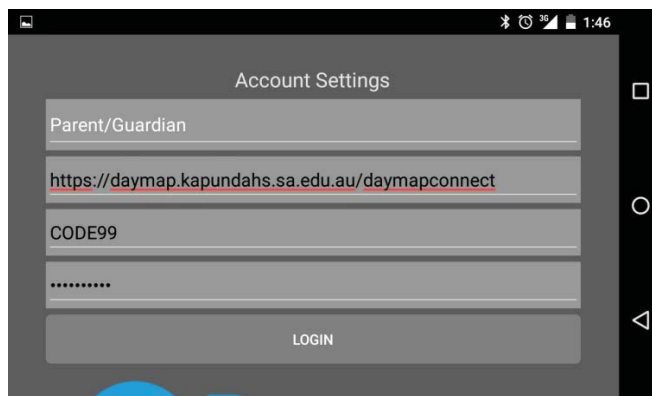
1. Download and install the App from the iOS App Store or Google Play Store



2. Choose user type: Parent/Guardian



3. Enter the following details exactly as below



DayMap URL: <https://daymap.kapundahs.sa.edu.au/daymapconnect>

Username: CODE## (the code provided in your Daymap Connect registration email)

Password: ***** (the password provided in your Daymap Connect registration email)

*As this site is hosted within the school. It will be unavailable during blackouts or other power interruptions. For any problems relating to the DayMap Parent Portal or App please email dl.0779.ictadmin@schools.sa.edu.au